




USCF



INVEST IN WHAT'S **REAL**®

Commodities ETP Report Q4-2018





Commodities ETP Report Q4-2018

Scan here with your mobile device to get future updates.

Sponsored by

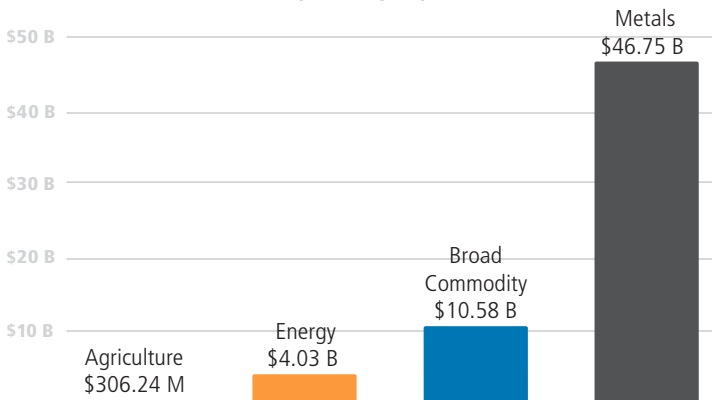


INVEST IN WHAT'S **REAL**®


AGRICULTURE Product Name	Ticker	Expense Ratio	AUM
Teucrium Corn	CORN	1.75%	65.73 M
iPath B Bloomberg Coffee Ttl Ret	BJO	0.45%	61.97 M
Teucrium Wheat	WEAT	1.74%	61.61 M
Teucrium Soybean	SOYB	1.74%	28.9 M
iPath B Bloomberg Sugar Ttl Ret	SGGB	0.45%	25.78 M
iPath Blmbrg Cocoa Sldx ETN	NIB	0.75%	20.93 M
Teucrium Sugar	CANE	1.68%	15.09 M
iPath B Bloomberg Lvstck Ttl Ret	COWB	0.45%	7.55 M
iPath B Bloomberg Agltr Ttl Ret	JJAB	0.45%	6.67 M
iPath B Bloomberg Cotton Ttl Ret	BALB	0.45%	5.53 M
iPath B Bloomberg Softs Ttl Ret	JJSB	0.45%	3.84 M
Teucrium Agricultural	TAGS	0.48%	1.50 M
DB Agriculture Long ETN	AGF	0.75%	0.87 M
DB Agriculture Short ETN	ADZ	0.75%	0.27 M
Median Expense Ratio:		0.62 %	

BROAD COMMODITY Product Name	Ticker	Expense Ratio	AUM
United States Commodity Index Fund	USCI	1.04%	598.76 M
USCF SummerHaven Strategy No K-1	SDCI	0.80%	6.39 M
PowerShares Opt Yld Div Cmmnty	PDBC	0.59%	2.65 B
PowerShares DB Commodity	DBC	0.85%	2.6 B
iShares S&P GSCI Commodity	GSG	0.75%	1.42 B
iPath Blmbrg Commodity ETN	DJP	0.75%	885.51 M
PowerShares DB Agriculture	DBA	0.85%	543.76 M
ELEMENTS Rogers Intl Cmmnty	RJI	0.75%	405.94 M
First Trust Intl Tactical Cmmnty Strtgy	FTGC	0.95%	222.47 M
WisdomTree Managed Futures Strategy	WTMF	0.65%	177.16 M
WisdomTree Continuous Commodity	GCC	0.75%	159.1 M
ETFS BloombergAllComm Strategy K-1 Free	BCI	0.29%	153.02 M
ELEMENTS LinkedToRogersIntlCommldx AgrTR	RJA	0.75%	113.15 M
GS Connect S&P GSCI Enh Cmmnty TR	GSC	1.25%	98.26 M
UBS ETRACS CMCI TR	UCI	0.55%	93.91 M
iPath Pure Beta Broad Commodity ETN	BCM	0.60%	56.65 M
Dirxion Auspice Broad Comm Strategy	COM	0.70%	54.21 M
UBS ETRACS Bloomberg Commodity Index TR	DJCI	0.50%	52.77 M
JPMorgan Managed Futures Strategy	JPMF	0.59%	52.01 M
GraniteShrs Blmbrg CmmntyBroadStratNoK-1	COMB	0.25%	47.27 M
iShares Bloomberg Roll Sel Brd Cmmnty	CMDY	0.28%	41.58 M
iPath S&P GSCI Total Return Index ETN	GSP	0.75%	39.56 M
ELEMENTS LinkedToRogersIntlCommldxEngyTR	RJN	0.75%	24.99 M
First Trust Alt Absolute Return Strtgy	FAAR	0.95%	20.17 M
iPath B Bloomberg Grains Ttl Ret	JJGB	0.45%	18.31 M
iShares Commodity Optimized	CMDT	0.75%	14.35 M
GraniteShrs S&P GSCICmmntyBroadStratNoK1	COMG	0.35%	7.77 M
UBS ETRACS UBS Blbrg CnstMtCmnty CMCITRSrB	UCIB	0.55%	6.13 M
ETFS Bloomberg EnrgyLngrDtdStrtk-1 Free	BEF	0.39%	4.51 M
ELEMENTS LinkedTo MLCX GrainsIndx TR	GRU	0.75%	4.47 M
ETFS BloombergAllCommLngrDtdStrtk-1Free	BCD	0.29%	3.86 M
UBS ETRACS CMCI Food TR	FUD	0.65%	3.45 M
UBS ETRACS CMCI Agriculture TR	UAG	0.65%	2.87 M
UBS ETRACS - ProShares Dly 3x Inv Crd	WTID	1.85%	2.35 M
DB Commodity Short ETN	DDP	0.75%	0.41 M
DB Commodity Double Short ETN	DEE	0.75%	0.21 M
Median Expense Ratio:		0.75%	

Total Assets Under Management (By category)



Number of Products by Category (In descending order)



© 2018 ETFguide, LLC. Reproduction without written consent strictly prohibited.



Commodities ETP Report Q4-2018

Scan here with your mobile device to get future updates.

Sponsored by



INVEST IN WHAT'S REAL[®]

ENERGY Product Name	Ticker	Expense Ratio	AUM
United States Oil Fund	USO	0.76%	1.76 B
United States NatGas Fund	UNG	1.30%	305.45 M
United States Brent Oil Fund	BNO	0.90%	107.08 M
United States 12 Month Oil Fund	USL	0.86%	82.78 M
United States Gasoline Fund, LP	UGA	0.75%	48.74 M
United States 3x Oil	USOU	1.00%	12.09 M
United States 12 Month NatGas Fund, LP	UNL	0.90%	5.2 M
United States 3x Short Oil	USOD	1.00%	0.84 M
VelocityShares 3xInvNatGsLnkSPGSCINatGs	DGAZ	1.65%	502.58 M
PowerShares DB Oil	DBO	0.75%	400.98 M
PowerShares DB Energy	DBE	0.75%	228.09 M
VelocityShares 3x InvCrdOilkSPGSCICrdOi	DWT	1.50%	221.63 M
ProShares UltraShort Bloomberg Crude Oil	SCO	0.95%	147.33 M
iPath SerB S&P GSCI Crude Oil TR TN	OILB	0.75%	109.46 M
ProShares UltraPro 3x Short Crude Oil	OILD	0.49%	27.49 M
UBS ETRACS S&P GSCI Crude Oil TR Index	OILX	0.00%	17.7 M
DB Crude Oil Double Short ETN	DTO	0.75%	16.08 M
ProShares K-1 Free Crude Oil Strategy	OILK	0.65%	9.65 M
ProShares UltraShort Bloomberg NatGas	KOLD	1.54%	8 M
DB Crude Oil Long ETN	OLO	0.75%	7.74 M
Credit Suisse X-Links CrdOilCovCall TN	USOI	0.85%	5.98 M
iPath B Bloomberg Engy Ttl Ret	JJEB	0.45%	5.03 M
iPath SerB Blmbg NatGas Sldx TRSM TN	GAZB	0.45%	3.38 M
iPath Pure Beta Crude Oil ETN	OLEM	0.75%	3.02 M
DB Crude Oil Short ETN	SZO	0.75%	1.51 M
ELEMENTS LinkedTo MLCXBiofuelsldx TR	FUE	0.75%	1.02 M
Median Expense Ratio:		0.75%	



For an additional copy of a Prospectus for any of the Funds that USCF serves as a general partner or sponsor of, contact: **ALPS Distributors, Inc., 1290 Broadway, Suite 1100, Denver, Colorado 80203** or call **800.920.0259** or download a copy of a Fund's Prospectus from **www.uscfinvestments.com**. Please read any Prospectus carefully before investing.

Commodity Disclosures:

The Commodity Futures Trading Commission has not passed upon the merits of participating in these pools nor has the Commission passed on the adequacy or accuracy of any Prospectus.

Neither the Securities and Exchange Commission "SEC", nor any State Securities Commission has approved or disapproved the securities offered in any Prospectus or determined if a Prospectus is truthful or complete. Any representation to the contrary is a criminal offense.

These Funds are not mutual funds or any other type of Investment Company within the meaning of the Investment Company Act of 1940, as amended, and are not subject to regulation thereunder.

Commodity trading is highly speculative. Commodities and futures generally are volatile and are not suitable for all investors. Investing in any of the Funds is speculative and involves a high degree of risk. Investing in commodity interests subject each Fund to the risks of its related industry. An investor may lose all or substantially all of an investment. These risks could result in large fluctuations in the price of a particular Fund's respective units. Funds that focus on a single sector generally experience greater volatility. For further discussion of these and additional risks associated with an investment in the Funds please read the respective Fund Prospectus before investing.

Leveraged and inverse exchange-traded products are not suitable for all investors and should be utilized only by investors who understand leverage risk and who actively manage their investment.

*USCF funds are distributed but not affiliated with ALPS Distributors, Inc.

ALPS Distributors, Inc. is not affiliated with any of the other products listed here.

METALS Product Name	Ticker	Expense Ratio	AUM
United States Copper Index Fund, LP	CPER	0.80%	11.44 M
SPDR Gold	GLD	0.40%	28.32 B
iShares Gold	IAU	0.25%	10.21 B
iShares Silver	SLV	0.50%	4.76 B
ETFS Physical Swiss Gold	SGOL	0.39%	773.53 M
ETFS Physical Platinum	PPLT	0.60%	494.92 M
ETFS Physical Precious Metals Basket	GLTR	0.60%	317.86 M
ETFS Physical Silver	SIVR	0.30%	302.67 M
GraniteShares Gold Trust	BAR	0.20%	279.59 M
SPDR Gold MiniShares	GLDM	0.18%	229.03 M
PowerShares DB Base Metals	DBB	0.75%	189.96 M
ETFS Physical Palladium	PALL	0.60%	145.33 M
VanEck Merk Gold	OUNZ	0.40%	130.72 M
PowerShares DB Gold	DGL	0.75%	112.37 M
PowerShares DB Precious Metals	DBP	0.75%	110.37 M
Perth Mint Physical Gold	AAAU	0.18%	51.04 M
Credit Suisse X-Links Gold Cov Call TN	GLDI	0.65%	39.02 M
Credit Suisse X-Links Silver CovCall TN	SLVO	0.65%	30.22 M
ProShares UltraShort Gold	GLL	0.95%	29.29 M
SPDR Long Dollar Gold	GLDW	0.50%	26.31 M
DB Gold Double Short ETN	DZZ	0.75%	25.29 M
ProShares UltraShort Silver	ZSL	1.62%	22.52 M
VelocityShares 3xInvGoldLnks&PGSCIGold	DGLD	1.35%	20.52 M
PowerShares DB Silver	DBS	0.75%	17.82 M
iPath B Bloomberg Copper Ttl Ret	JJCB	0.45%	14.19 M
VelocityShares 3x InvSilverLkSPSSCISilvr	DSLIV	1.65%	13.92 M
DB Gold Short ETN	DGZ	0.75%	13.37 M
ELEMENTS LinkedToRogersIntlCommIdxMetTR	RJZ	0.75%	12.19 M
iPath B Bloomberg Nickel Ttl Ret	BJJN	0.45%	5.58 M
iPath B Bloomberg Aluminum Ttl Ret	JJUB	0.45%	5.06 M
iShares Gold Strategy	IAUF	0.25%	4.59 M
iPath B Bloomberg Intl Mtls Ttl Ret	JJMB	0.45%	4.53 M
iPath B Bloomberg Prec Mtls Ttl Ret	JJPB	0.45%	4.32 M
iPath B Bloomberg Tin Ttl Ret	JJTB	0.45%	4.05 M
GraniteShares Platinum Trust	PLTM	0.50%	3.65 M
iPath B Bloomberg Platinum Ttl Ret	PGMB	0.45%	3.57 M
UBS ETRACS CMCI Gold TR	UBG	0.30%	3.3 M
UBS ETRACS CMCI Silver TR	USV	0.40%	1.84 M
DB Base Metals Double Short ETN	BOM	0.75%	0.72 M
DB Base Metals Short ETN	BOS	0.75%	0.65 M
iPath Blmbg Lead Sldx TR TN	LD	0.75%	0.51 M
Median Expense Ratio:		0.50%	

No K-1

SDCI



USCF SummerHaven Dynamic Commodity Strategy No K-1 Fund

Dynamic Commodities

We advise you to consider a fund's objectives, strategies, risks, charges and expenses carefully before investing. The Prospectus contains this and other information. Download a copy of a fund's Prospectus at www.uscfinvestments.com. Please read the Prospectus carefully before investing.

Fund distributed by ALPS Distributors, Inc.

Commodities and futures generally are volatile and are not suitable for all investors. The fund is speculative and involves a high degree of risk. An investor may lose all or substantially all of an investment in SDCI. Funds that focus on a single sector generally experience greater volatility. SDCI and its design mark, service mark and trademark are owned by United States Commodity Funds LLC.

USCF



INVEST IN WHAT'S REAL®